

# DOCK SHELTERS

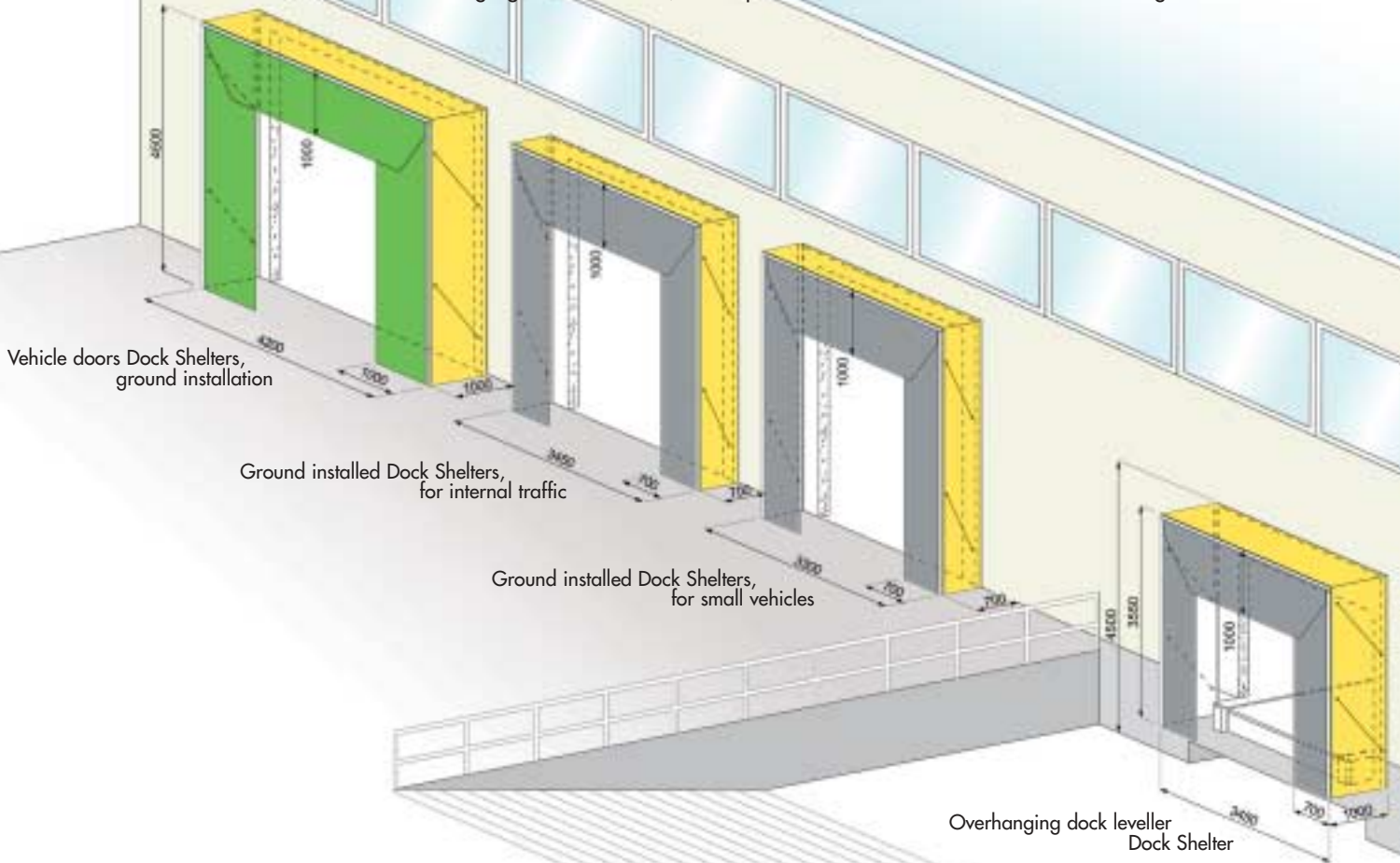


Cutting off the inside environment from the outside, it is not only useful to the human working conditions.

Avoiding useless wastes means also energy saving, ecologic safeguard, protection of the goods and greater working efficiency.

CAMPISA offers a complete range of dock shelters, for every kind of use and environment. CAMPISA dock shelters protect the internal heated environments from the outside cold conditions, the chilled ones from outside heat, and all from rain, wind, snow, dust.

Strong and of good quality, the different models are designed to resist to the docking of the vehicles, reducing their impact in different ways: with retractable structures able to absorb the strokes (standard retractable dock shelters), with polyurethane stuffing (cushion dock shelters); closing against the vehicle, as the patented HYDRAULIC DOCK SHELTER can grant.



## PVC DOCK SHELTERS

The retractable PVC front panels dock shelter is the most popular and used.

Thanks to its simplicity, low cost and efficiency, it grants for a constant pay back of the investment.

Available for dock level installation, or for ground level installation for the protection of doors without dock.

The front panels are made of high resistance black PVC reinforced with a double waiving of polyester that works like a spring in order to seal the vehicles of different shapes.



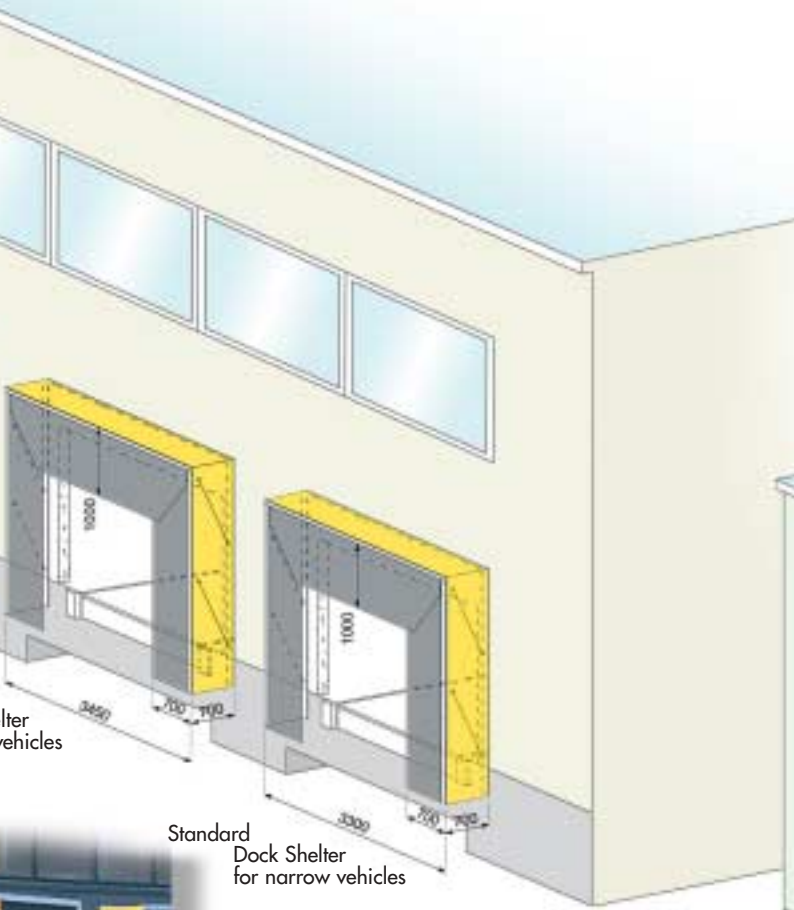


**CUSHION DOCK SHELTERS, IDEAL TO MAINTAIN THE "COLD CHAIN"**

Thanks to its high insulation factor, the cushion dock shelter is the ideal solution for controlled temperatures. The three cushions are made of elastic polyurethane foam, covered with PVC coated polyester fabric, supporting the vehicle pressures and perfectly sealing the three sides, including the space between opened rear doors and sides of the vehicle box.

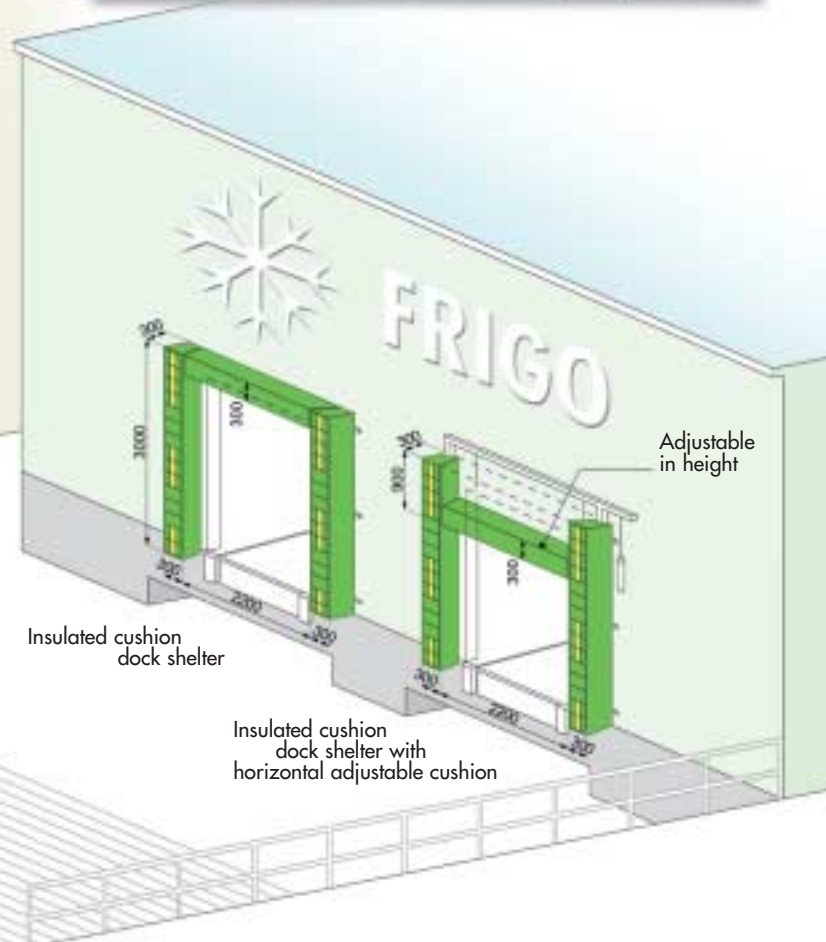
The two vertical cushions have continuous overlapped anti-friction limpets allowing for the up and down heavy friction of the vehicle on its suspensions, during the loading.

It is available with fixed or adjustable horizontal top cushion, adjustable to the different vehicle heights.



Alter vehicles

Standard Dock Shelter for narrow vehicles



Insulated cushion dock shelter

Insulated cushion dock shelter with horizontal adjustable cushion


Adjustable in height



# HYDRAULIC DOCK SHELTER

The new innovative patented HYDRAULIC DOCK SHELTER, has standard or insulated perimeter panels that wait in open position the vehicle. They close against it only after the lorry has stopped in final docking position, by an hydraulic mechanism tied with the dock leveller power source. They are opened at the end of the load, before the vehicle departure, in order to eliminate accidental tears caused by vehicle hooks and hinges.

Also in this case, CAMPISA cared about the after-sales, designing a solution that quickly repays the investment.



Distributor

Certified by TÜV ITALIA  
UNI EN ISO 9001:2000 - No. 50 100 1972



**CAMPISA** srl

13, via Ruffini 20030 Palazzolo Milanese (MI) Italia  
Tel. +39-02.99.03.971 - Fax +39-02.99.04.43.51  
<http://www.campisa.it> e-mail: [sales@campisa.it](mailto:sales@campisa.it)