

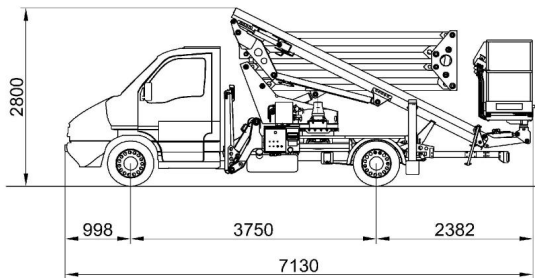
SPECIFICATION

ZED 19L on Iveco Daily

TECHNICAL DATA

- Double pantograph + telescopic boom (main boom + one extension)
- Sigma boom movement enabled by connecting rods
- 360° continuous turret rotation on bearing turntable
- Individual proportional electro-hydraulic commands controls in basket
- Engine start and stop from the basket
- Antislip aluminium flatbed
- Basket base in composite material with aluminium guardrails
- Automatic hydraulically actioned basket levelling
- 65° Right + 65° Left hydraulic basket rotation
- N° 4 hydraulic outrigger with ground pressure cont act
- Hydraulic system operated by vehicle's PTO
- Buzzer indicating when PTO engaged
- Hour meter
- 230V AC EC electrical socket in the basket
- Standard blue (RAL 5017) or white (RAL 9010) paint work
- CE certified

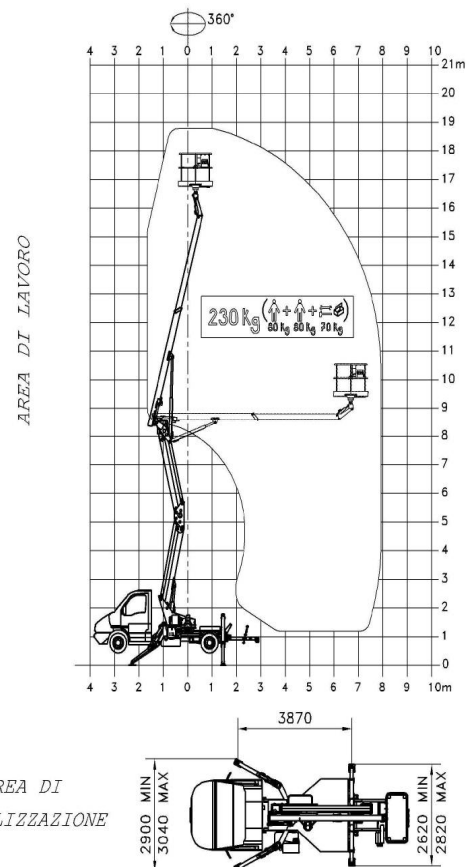
TRANSIT DIMENSIONS



PERFORMANCE

Working height	19m
Platform height	17m
Working outreach	9.2 m
Capacity	230kg
Basket dim.	1400x700x1100mm
GVW minimum	3,5t

WORKING ENVELOPE and OUTRIGGER FOOTPRINT



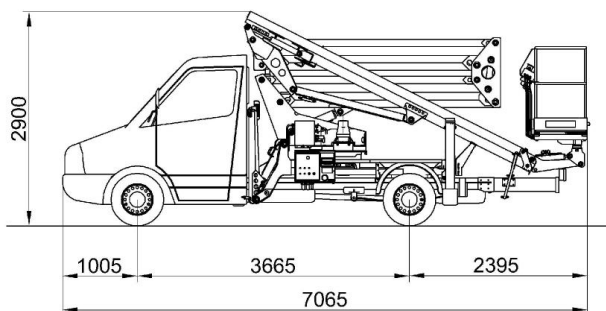
SPECIFICATION

ZED 19L on Mercedes Sprinter

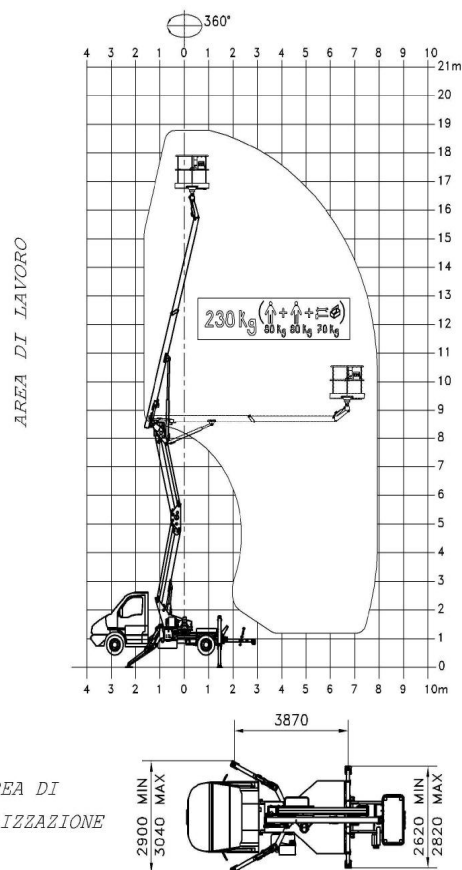
TECHNICAL DATA

- Double pantograph + telescopic boom (main boom + one extension)
- Sigma boom movement enabled by connecting rods
- 360° continuous turret rotation on bearing turntable
- Individual proportional electro-hydraulic controls in basket
- Engine start and stop from the basket
- Anti-slip aluminium flatbed decking
- Basket base in composite material with aluminium guardrails
- Automatic hydraulically actioned basket levelling
- N° 4 hydraulic outriggers with ground pressure sensors
- 65° Right + 65° Left hydraulic basket rotation
- Hydraulic system operated by vehicle's PTO
- Buzzer indicating PTO engaged
- Hour meter
- 230V AC EC electrical socket in the basket
- Standard blue (RAL 5017) or white (RAL 9010) paint work
- CE certified

TRANSIT DIMENSIONS



WORKING ENVELOPE and OUTRIGGER FOOTPRINT



PERFORMANCE

Working height	19m
Platform height	17m
Working outreach	9.2 m
Capacity	230kg
Basket dim.	1400x700x1100mm
GVW minimum	3,5t

Product specification are subject to change without notice or obligation. Technical features and drawings in this brochure are for illustrative purposes only. Z19L (En-Mercedes) - ed. 02/10



CTE S.p.A. | www.ctelift.com

Sales Office Dolo (Ve) - dolo@ctelift.com
 ph. +39 041 51.00.130 - fax +39 041 41.36.44
 Headquarter Rovereto (Tn) - info@ctelift.com
 ph. +39 0464 48.50.50 - fax +39 0464 48.50.99
 Milano Branch S. Giuliano Milanese (MI) - milano@ctelift.com
 ph. +39 02 98.81.100 - fax +39 02 98.28.20.96
 Bertinoro Branch & Factory (FC) - bertinoro@ctelift.com
 ph. +39 0543 44.88.30 - fax +39 0543 44.83.43

