

SPECIFICATION

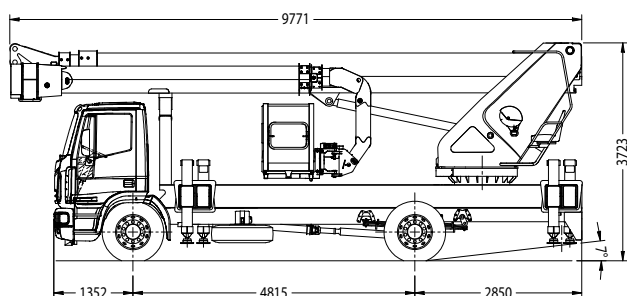
B-LIFT 430 HR

- Telescopic boom (3 elements) (main boom + 2 extensions) • Extra long main jib with double extension and 180° swivelling angle • Secondary jib with 180° swivelling angle • Hydraulic and electric supply fitted on cable carrier chain inside main boom and jib • Automatic management system of secondary jib movements • 570° slewing turret on bearing turntable and gearmotor with negative hydraulic brake • Ground control station with remote umbilical cord controls • Turret and basket control stations with multifunction integrated colour display • Proportional electrohydraulic controls with simultaneous manoeuvres (ergonomic joysticks) • Vehicle cab anticollision devices • Automatic basket and boom centring device • Automatic steady tangential speed management system • Automatic return to transport position • Intercom communication device integrated on control station • Engine start/stop control from basket and ground • Hydraulically extendable aluminium basket • 90° Right + 90° Left hydraulic rotating basket • Electronic basket levelling • Basket load sensing device • Automatic working range delimitation (180°) with outriggers extended only on one side (left/right) • Working range with outriggers not extended (narrow jacking) • Auxiliary stand-by electro-hydraulic power pack, supplied by truck battery • Water or compressed air socket in the basket • 230 V AC CE Electric socket in the basket

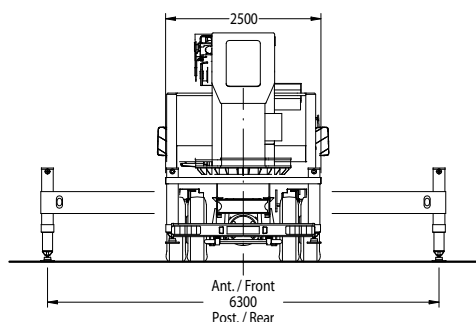
PERFORMANCE

Working height	42,5 m	Capacity	120/280/450 kg
Platform height	40,5 m	Basket dim.	2400/3600x900x1100 mm
Working outreach	24,9/19,5 m	GVW minimum	18 t

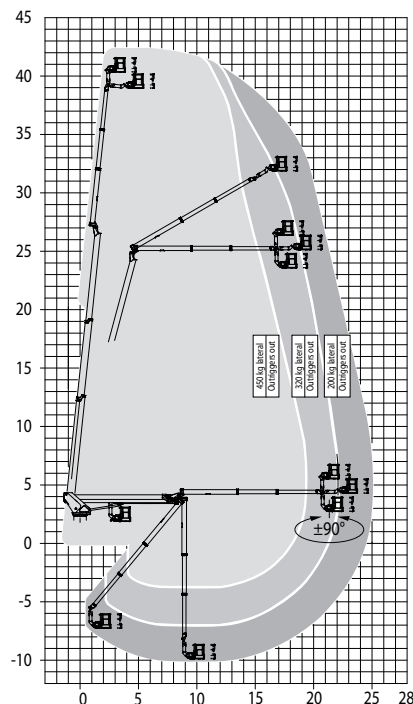
DIMENSIONS



OUTRIGGER FOOTPRINT



WORKING ENVELOPE



Product specifications are subject to change without notice or obligation. Technical features and drawings in this brochure are for illustrative purposes only. B430 - ed. 10/09

ADVERTENDO.COM® We know how.



Branches: Rovereto, Dolo and S.Giuliano Milanese

CTE S.p.A. | www.ctelift.com

Sales Office Dolo (Ve) - dolo@ctelift.com
 ph. +39 041 51.00.130 - fax +39 041 41.38.44
 Headquarter Rovereto (Tn) - info@ctelift.com
 ph. +39 0464 48.50.50 - fax +39 0464 48.50.99
 Milano Branch S. Giuliano Milanese (Mi) - milano@ctelift.com
 ph. +39 02 98.81.100 - fax +39 02 98.28.20.96
 Bertinoro Branch & Factory (FC) - bertinoro@ctelift.com
 ph. +39 0543 44.88.30 - fax +39 0543 44.83.43

