

SLIDING RAMPS WITH BALL BEARING SYSTEM

Model ES

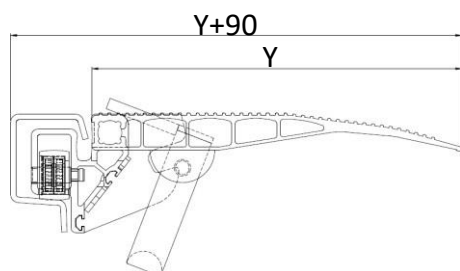



ES sliding manual ramps are engineered with a VERY EFFICIENT BALL BEARING SLIDE SYSTEM, made of a specific extrusion with ball bearings to the bottom, HINGED TO A PLATE, so that the manual ramp is TIGHTLY FITTING TO THE CORNER OF THE BAY, THUS PERFECT ALSO FOR SMALL WHEELED LOADING MEANS, above this ball bearing slide system allows SMOOTH SLIDING ON BIGGER DISTANCES, WITH A CHANCE TO REDUCE QUANTITY OF LOADING RAMPS.

Optional:

- 45-90° beveled lip on last 120mm
- Flat lip for small wheeled vehicles, ONLY FOR 0 OR NEGATIVE DIFFERENCES OF HEIGHT

Sliding rails are supplied as a separate product (see page 11)



TECHNICAL DETAILS

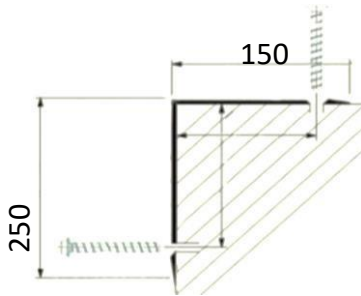
NOMINAL LENGTH*	400/600/800 mm
NOMINAL WIDTH*	1250/1650/2000 mm
CAPACITY	40 kN (4T)
PLATE+LIP	H40mm aluminium extruded profiles
MAX. CONCENTRATED LOAD ON PLATFORM	1,3 N/mm ²
ACTIVATION	Pvc coated steel handling chord
SAFETY	Vertical anti-falling side block

CODE	X mm	Y mm	H+/-	WEIGHT (Kg)
ES40S	1250	400	50	34
ES60S	1250	600	75	40
ES80S	1250	800	100	48
ES 40A	1650	400	50	42
ES 60A	1650	600	75	55
ES 80A	1650	800	100	68
ES 40B	2000	400	50	58
ES 60B	2000	600	75	65

FIXED MANUAL RAMP ACCESSORIES

WALL SCREWING ANGULAR PROFILE L150.250.2500-5

Wall screwing 150x250mm angular profile with 5mm thickness and 2500mm length is **necessary for installation of manual fixed ramps or miniramps to loading bay corners with NO METAL PROFILE OR TOO LITTLE PROFILE OR DAMAGED PROFILE for fixing.**



LENGTH 2500MM

EXT Protection and distancing side structures (CR-GAS)

Protection and distancing side structures type EXT, made of GALVANIZED STEEL PROFILES with variable width (see images below), can ensure **FASTER AND SAFER TRUCK PARKING**, as they can let vehicle stay at the right position to lay down the lip onto the truckfloor



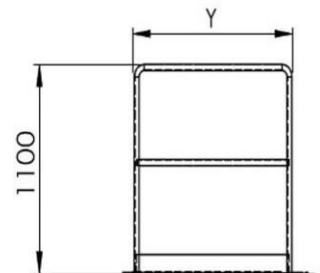
EXT
120MM



EXT2
240MM

Side protection handrails for EXT structures (CR-GAS)

PPT galvanized steel side protection handrails, with H1100mm and h100mm TOEBOARD, combined with side protection EXT structures, can **prevent from any side falling danger on CR-GAS ramp**

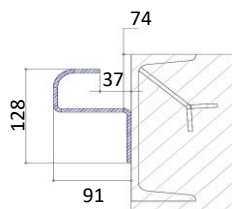


Y --> L EXT

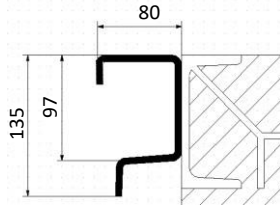
SLIDING MANUAL RAMP ACCESSORIES: SLIDING RAILS

GF GALVANIZED STEEL RAILS TO BE WELDED TO PRE-EXISTING PROFILE

Galvanized steel rails are engineered to be directly SCREWED TO AN EXISTING H160MM PROFILE WITH TANGS INSIDE CONCRETE, not included in supply and to be previously cast inside concrete during building operations.



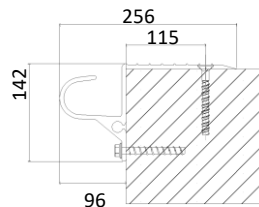
TR.GF3000
FOR TR/TRR



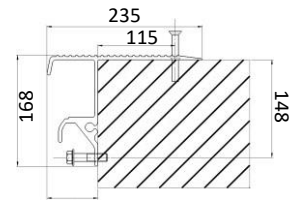
GAS.GF3000
FOR GAS/ES

GA ALUMINUM ANGULAR RAILS TO BE SCREWED TO CONCRETE

Aluminum angular rails can be directly LAID AND SCREWED ONTO CONCRETE CORNERS (WITH SCREWS INCLUDED IN SUPPLY), they're the perfect choice in case of absence of metal profiles or in case they were too small for the steel rails.



TR.GA3000
FOR TR/TRR



76
GAS.GA3000
FOR GAS/