

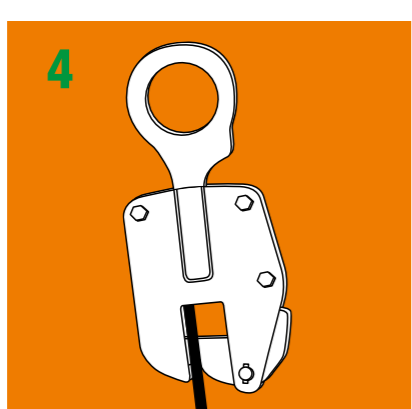
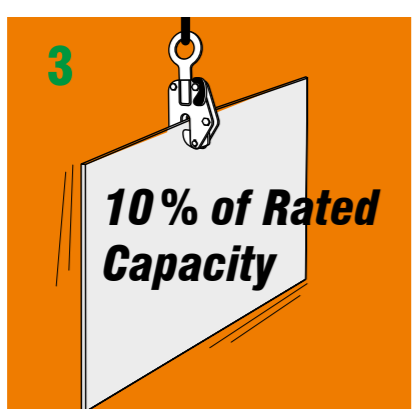

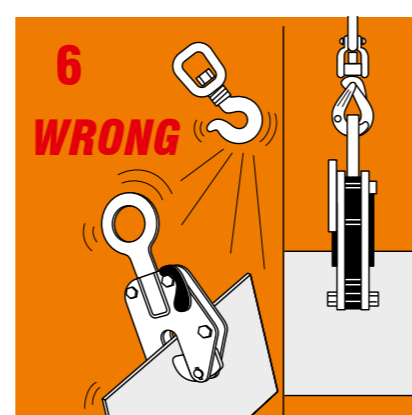


## PFEIFER-RENFROE:

# A sharp bite for a strong-hold!

### PFEIFER-RENFROE-Lifting Clamps – Application Guide

	vertical lifting 90° turning	vertical lifting 180° turning	lateral attachment, vertical lifting	horizontal transport of sheets	horizontal transport of sheets and sheet stacks	horizontal transport of standing girders	horizontal transport of lateral attached girders	horizontal transport of lying girders vertical attachment	horizontal transport of lying girders	girders 90° turning	fixed suspension eye overhead girders	vertical lifting of metal drums with or without lid
G2	X							X		X		
MPC1, MPC2	X	X	X					X		X		
MPS1, MPS2	X	X						X		X		
CA, CS	X	X	X					X		X		
SCP	X	X						X		X		
SCPA	X	X	X					X		X		
H				X	X							
WHS				X	X							
M, M2				X	X	X	X					
AST, ASTL									X	X		
NM, SP	X											
BC						X					X	
B1, B2											X	
300S												X



### PFEIFER-RENFROE-Lifting Clamps – Important Operation Guidelines\*

#### RIGHT – This is how it works

1. Before commissioning the clamp, the operating manual must be read carefully. Please attend our Application Training Seminars to train your workers and officials.
2. The clamp must be checked for proper functioning, defects and wear before each use. Damaged, overloaded or worn clamps must not be used. The clamps must be inspected at least once a year by an expert.
3. For all vertical lifting clamps a minimum load of 10% of Rated Capacity must be ensured.
4. Check the surface hardness of the load. Standard clamps can be used for load surface hardness of max. 300 HB. For load surface hardness between 300 HB and 450 HB, extra hard gripping elements must be used.

#### WRONG – Never this way

5. **Never** lift a load when the clamp is not locked. Always use the Safety Lock.
6. **Never** use Hooks without Safety Latch.
7. **Never** overload the lifting clamps. Always use clamps for loads which lie within the rated capacity of the clamp.
8. **Never** lift more than one sheet at a time with a vertical lifting clamp.
9. **Never** lift/transport loads above persons or safety areas.

#### Call us for:

Testing & Inspection: ☎ +49 83 31-937-325  
 Training Seminars: ☎ +49 83 31-937-218



**PFEIFER**  
**SEIL- UND HEBETECHNIK**  
**GMBH**

DR.-KARL-LENZ-STRASSE 66  
 D-87700 MEMMINGEN  
 TELEFON +49 (0)83 31-937-218  
 TELEFAX +49 (0)83 31-937-375  
 E-MAIL verkauf-lt@pfeifer.de  
 INTERNET www.pfeifer.de

\*Please see Operating Manual for detailed operating instructions